

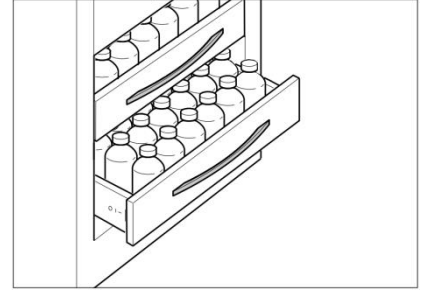
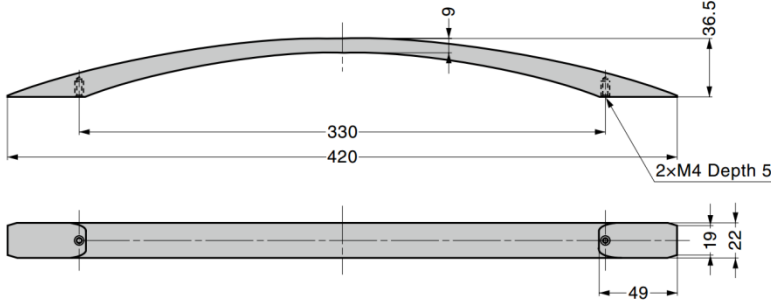
GEP-330 Aluminium Door Handle

Features

- Designs with smooth flowing curve that blend in perfectly

Recommended Screws

- M4



Part No.	Material	Finish
GEP-330	Aluminium Alloy	Grey Enamel

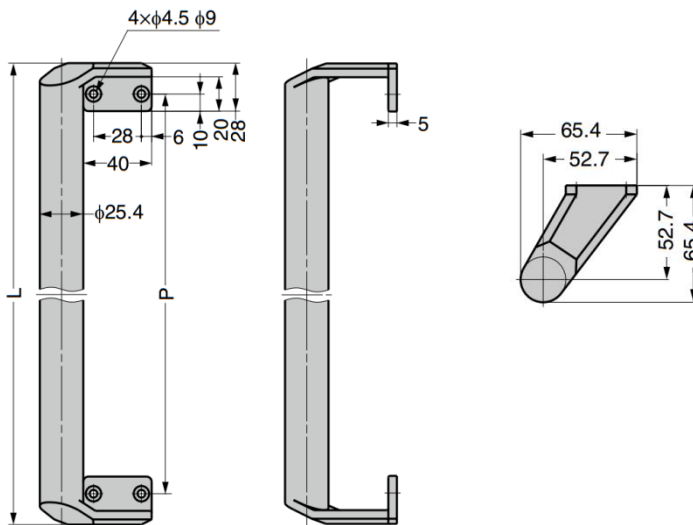
GMP Stainless Steel Door Handle

Features

- Simple design and front screw mount
- Other handle sizes are available on request
- Suitable for vehicles, large equipment doors, auxiliary handrail applications

Recommended Screws

- Countersunk head screw M4
- Countersunk head tapping screw 4
- Countersunk head wood screw 4.1



Part No.	Material	Finish	L	P
GMP-500	Stainless Steel 316	Polished	500	464
GMP-750			750	714
GMP-1000			1000	964